


# How to Log In to i-Ready from Home

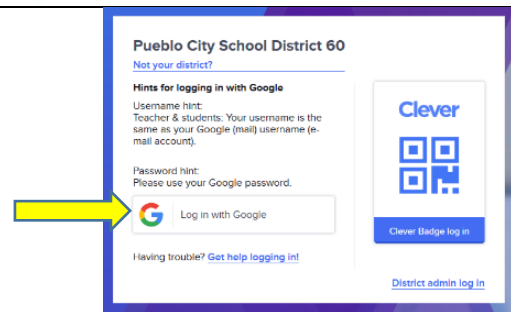
- 1) Go to [pueblocitieschools.us](http://pueblocitieschools.us)
- 2) Click on the “Students” tab at the top of the page
- 3) Click “Technology Links/Resources. It is the first choice in the drop down menu.



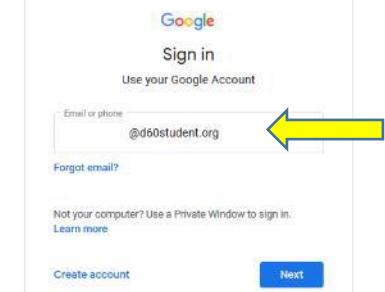
- 4) Scroll down to the bottom of the page
- 5) Click Clever i-Ready – 2<sup>nd</sup> row – 2<sup>nd</sup> icon from the left



- 6) Click the “Log in with Google” box



- 7) Log into your student’s Google account  
**Username:** first name initial + last name initial + last four digits of their student ID @d60student.org  
**Password:** colu +last four digits of their student ID



- 8) Click i-Ready icon

